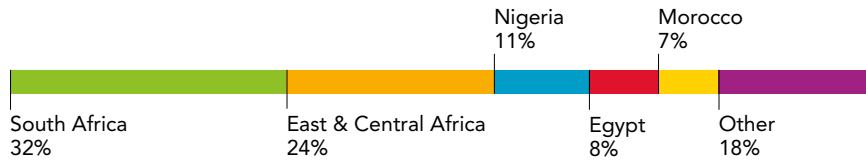
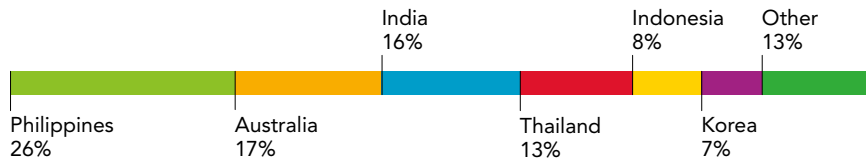


## 2006 UNIT CASE VOLUME

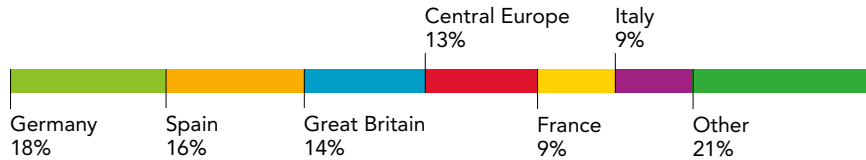
### Africa



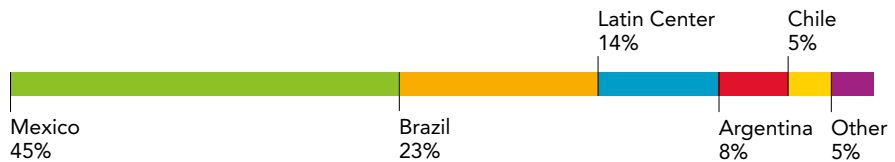
### East, South Asia and Pacific Rim



### European Union



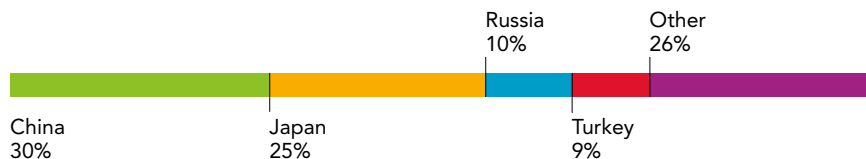
### Latin America



### North America



### North Asia, Eurasia and Middle East



**2006 WORLDWIDE UNIT CASE VOLUME**

**PERCENTAGE BY OPERATING GROUP**

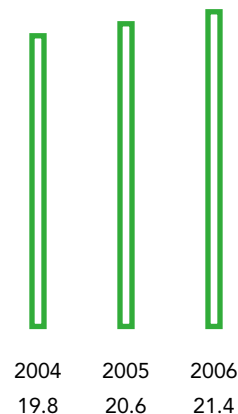
Africa	6%
East, South Asia and Pacific Rim	8%
European Union	16%
Latin America	26%
North America	27%
North Asia, Eurasia and Middle East	17%

Total Unit Case Volume

**21.4**  
billion

	2006 vs. 2005 Annual Growth	5-Year Compound Annual Growth Rate
Africa	4%	5%
East, South Asia and Pacific Rim	(5%)	1%
European Union	6%	2%
Latin America	7%	4%
North America	0%	2%
North Asia, Eurasia and Middle East	11%	10%
Bottling Investments*	16%	n/a
<b>Worldwide</b>	<b>4%</b>	<b>4%</b>

Unit Case Volume  
(in billions)



\*Bottling Investments was formed effective January 1, 2006.